

S.M.P.S

LED Converter

Water Proof Converter

400W2L Series

400W single output
with constant voltage circuit



- **Constant voltage design(C.V. mode)**
- **AC Input voltage 180-264V**
- **Protections:**
Over load /Short circuit/Over temperature
- **IP68 design for outdoor installations**
- **100% full load burn-in test**
- **Suitable for LED lighting and moving sign applications**
- **Metal case**
- **Safety standards :**
EN61347-1,EN61347-2-13/K61347-1, K61347-2-13
- **EMC standards : EN55022,EN61204-3, EN61000-3-2,3/K00015,K61547**
- **2years warranty**

IP68     SELV CB CE 

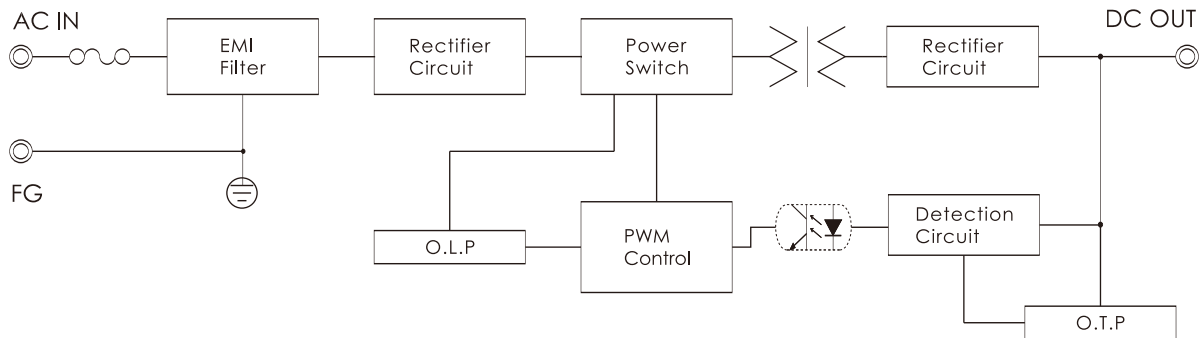
ITEM		UP400S12W2L	UP400S24W2L
INPUT	VOLTAGE RANGE	AC180~264V	
	FREQUENCY RANGE	47~63Hz	
	EFFICIENCY(typ.)	91%	92%
	AC CURRENT(typ.)	3.65A/220VAC	
	INRUSH CURRENT(typ.)	COLD START 45A/220VAC	
	LEAKAGE CURRENT	<2mA / 220VAC	
OUTPUT	DC VOLTAGE	12V	24V
	RATED CURRENT	30A(25A@50℃)	15A(12.5A@50℃)
	RATED POWER	360W	
	RIPPLE&NOISE(max.) <small>Note2</small>	1000mVp-p	
	VOLTAGE TOLERANCE <small>Note3</small>	±3%	
	LINE REGULATION <small>Note4</small>	±1%	
	LOAD REGULATION <small>Note5</small>	±2%	
	SETUP,RISE TIME(max.)	3000ms,100ms/220VAC at full load	
	HOLD UP TIME(typ.)	5ms/220VAC at full load	
PROTEC-TION	SHORT CIRCUIT	Hiccup mode ; recovers automatically after fault condition is removed	
	OVER LOAD	Over 110% of rating ; recovers automatically after fault condition is removed	
	OVER TEMPERATURE	recovers automatically after fault condition is removed	
ISOLA-TION	WITHSTAND VOLTAGE	I/P-O/P:AC3KV, I/P-F.G:AC1.5KV, O/P-F.G:AC0.5KV	
	ISOLATION RESISTANCE	I/P-O/P, I/P-F.G, O/P-F.G:DC500V 100Mohms(At room temp. & humid.)	
ENVIRON-MENT	WORKING TEMP.&HUMID.	-40~+70℃(Refer to "DERATING CURVE"),20~95%RH	
	STORAGE TEMP.&HUMID.	-40~+75℃,10~95%RH	
	VIBRATION	10~500Hz, 5G 12min./1cycle, period for 72min. each along X, Y, Z axes	
OTHERS	DIMENSION/WEIGHT	222*74*49mm(L*W*H)/1.45kg	
NOTE	1. All parameters not specially mentioned are measured at 220Vac input, rated load and 25℃ of ambient temperature. 2. Ripple & noise are measured at 20MHZ of bandwidth by using a 12” twisted pare-wire terminated with 0.1 uF & 47uF parallel capacitor. 3. Tolerance : includes set up tolrance, line regulation and load regulation. 4. Line regulation is measured from low line to high line at rated load. 5. Load regulation is measured from low 0% to 100% rated load.		

S.M.P.S

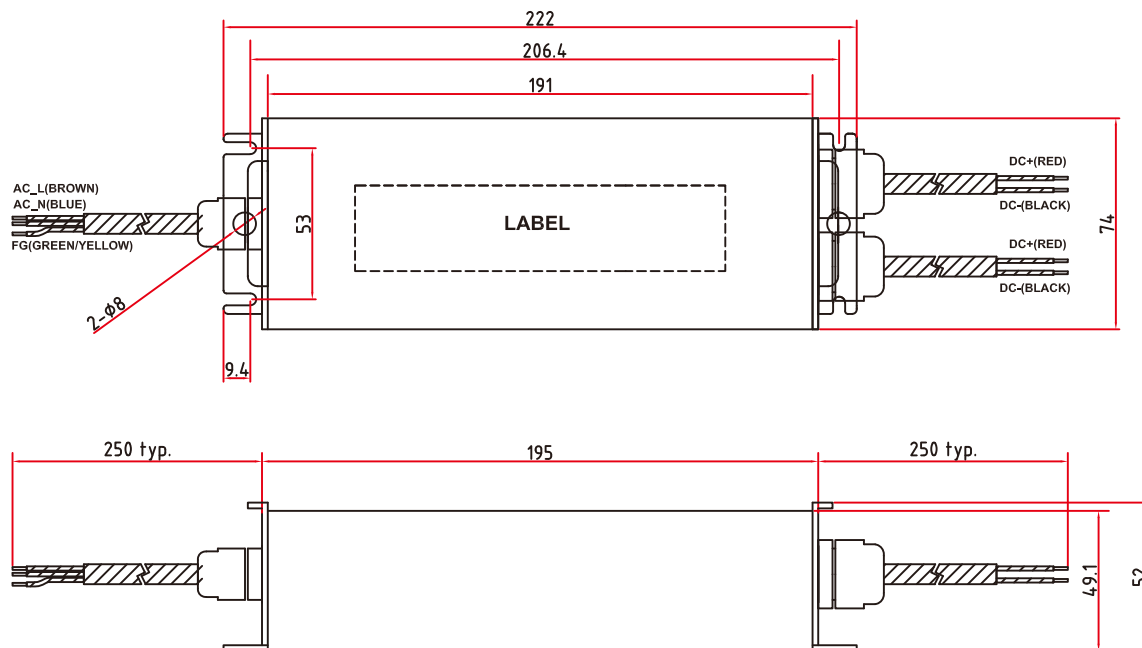
LED Converter

Water Proof Converter

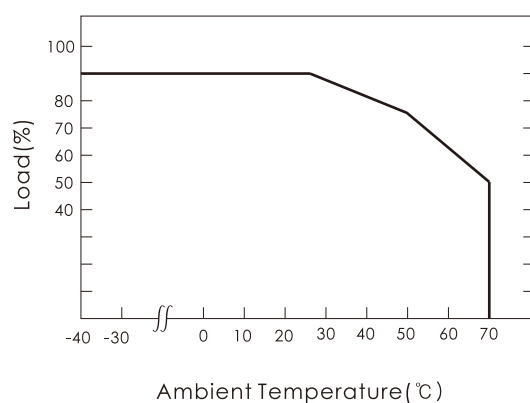
BLOCK DIAGRAM



DIMENSIONS(unit:mm)



DERATING CURVE



STATIC CHARACTERISTICS

